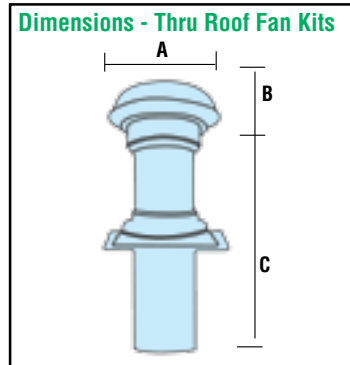




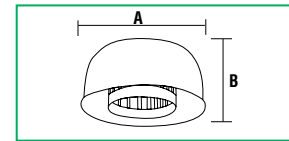
THRU ROOF Models

DIMENSION INFORMATION

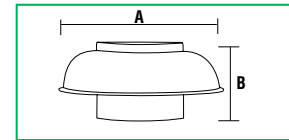
Models	A	B	C
DCT0708	275	125	-
DCT0709	275	140	-
FAN1009	275	170	-
FAN0531 - FAN0533	275	170	-
FAN0530 - FAN0967	275	170	500
FAN1060	275	170	500
FAN0532 - FAN0534	275	170	500



Dimensions - DCT0709

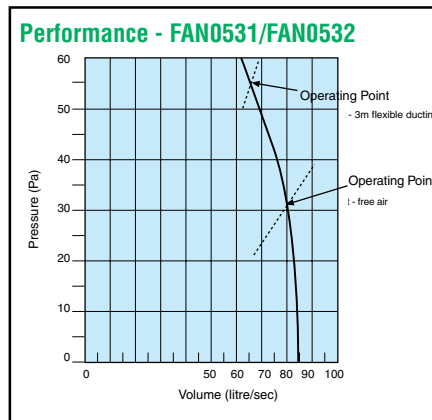
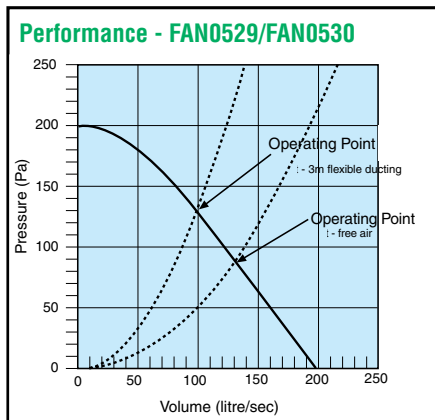


Dimensions - DCT0708



TECHNICAL SPECIFICATION³²

Models	FAN0529 FAN0530	FAN1002 FAN0967	FAN0531 FAN0532	FAN0533 FAN0534	FAN1009 FAN1060
Supply Voltage	220-240VAC	220-240VAC	220-240VAC	220-240VAC	220-240VAC
Fan	Centrifugal	Centrifugal	Axial	Axial	Axial - Whisper
Fan Performance	130l/s, 468m ³ /hr	130l/s, 468m ³ /hr	80l/s, 288m ³ /hr	80l/s, 288m ³ /hr	89l/s, 320m ³ /hr
Fan Wattage	58W	58W	38W	38W	46W
Maximum Pressure	325Pa	325Pa	135Pa	135Pa	160Pa
Fan Speed	2500rpm	2500rpm	2850rpm	2850rpm	2750rpm
Sound Level @ 1m	62db(A)	62db(A)	55db(A)	55db(A)	38db(A)
Operating Temp	-25 - +50°	-25 - +50°	-20 - +80°	-20 - +80°	-20 - +80°
IP Rating	IPX4	IPX4	IPX2	IPX2	IPX2



* NOTE: All fan flow rates quoted are motor performance in free air.

