



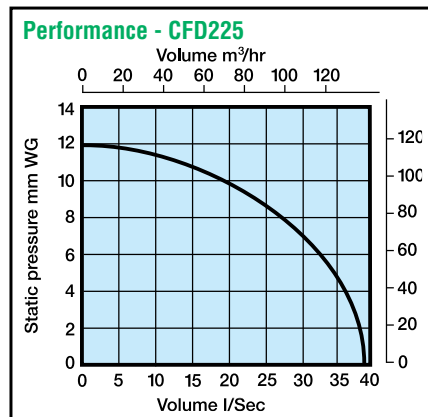
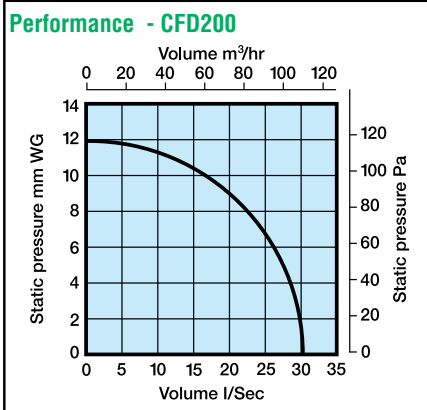
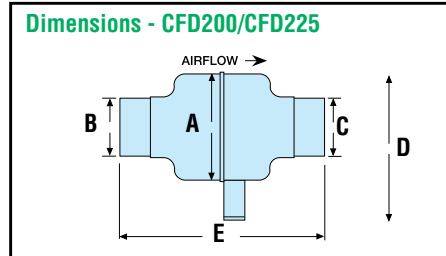
## IN-LINE FANS - CFD Centrifugal Fans

### TECHNICAL SPECIFICATION

Models	CFD200	CFD225
Power	220 - 240V	220 - 240V
Fan Performance	31l/s, 110m <sup>3</sup> /hr	39l/s, 140m <sup>3</sup> /hr
Fan Wattage	20W	20W
Maximum Pressure	120Pa	120Pa
Fan Speed	1400 rpm	1400rpm
Sound Level	45 dB(A)	45 dB(A)
Max. Operating Temp	50°C	50°C
IP Rating	IPX4	IPX4

### DIMENSION INFORMATION

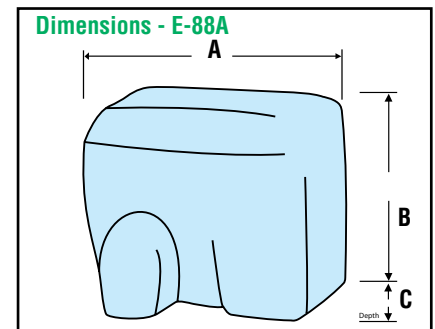
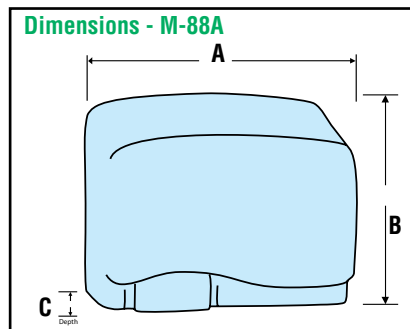
Models	A	B	C	D	E
CFD200	155	100	100	195	258
CFD225	155	125	125	195	258



## SPECIALISED Fans - Hand Dryers

### DIMENSION INFORMATION

Model	A	B	C
MAN M-88A	275	225	160
MAN/E-88A	248	284	202



### TECHNICAL SPECIFICATION

Models	MAN M-88A	MAN/E-88A
Power	220 - 240V	220 - 240V
Cover	ABS Thermoplastic White	Steel 2mm Porcelain Enamel
Fan Performance	56l/s, 200m <sup>3</sup> /hr	130l/s, 470m <sup>3</sup> /hr
Operation	No touch infra-red detection	No touch infra-red detection
Power	1.5kW @ 240V	2.4kW @ 240V
Sound Level	54 dB(A)	70 dB(A)
Weight	3.3kg	7.5kg