



## IN-LINE FAN KITS - ELLP Extract-a-lite Low Profile Models

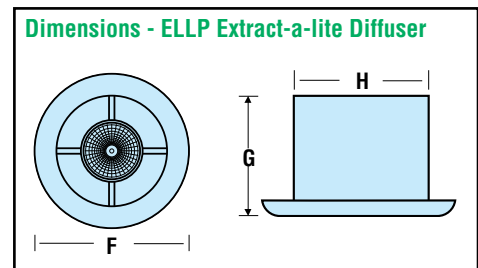
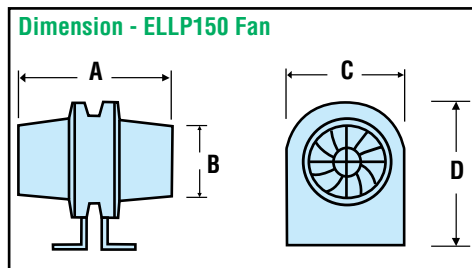
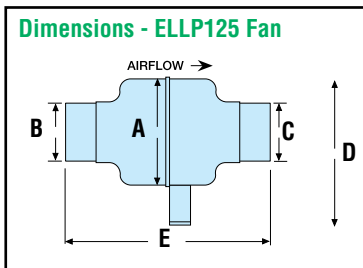
### GENERAL INFORMATION

Models	Diffuser Cut-Out	Interior	Exterior Grille	Duct Type	Length of Duct included
ELLP125W	140mm	White Extract-a-lite incl light	White Low Profile	Black Unilok	6m supplied (can be extended up to 6m)
ELLP125SS	140mm	Satin Silver Extract-a-lite incl light	White Low Profile	Black Unilok	6m supplied (can be extended up to 6m)
ELLP150W	165mm	White Extract-a-lite incl light	White Low Profile	Black Unilok	6m supplied (can be extended up to 12m)
ELLP150SS	165mm	Satin Silver Extract-a-lite incl light	White Low Profile	Black Unilok	6m supplied (can be extended up to 12m)

**Please note:** Diffuser cut out size is a nominal diameter for a circular cut-out

### DIMENSION INFORMATION

Models	A	B	C	D	E	F	G	H
ELLP125	155	125	125	195	258	165	80	110
ELLP150	200	143	170	185	-	200	80	148



### TECHNICAL SPECIFICATION

Models	ELLP125	ELLP150
Fan	CFD225	WhisperVent
Power	220 - 240V	220 - 240V
Fan Performance	39l/s, 140m <sup>3</sup> /hr	94l/s, 340m <sup>3</sup> /hr
Fan Wattage	20W	46W
Maximum Pressure	120Pa	160Pa
Fan Speed	1400 rpm	2750 rpm
Light	12V 50W Halogen	12V 50W Halogen
Total Wattage	99W	96W
Sound Level	45 dB(A)	38 dB(A)
Max. Operating Temp	50°C	80°C
IP Rating	IPX4	IPX2

