



## IN-LINE FAN KITS - EL Extract-a-lite Models

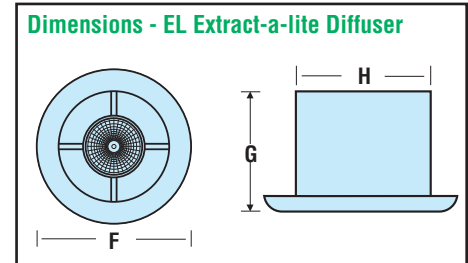
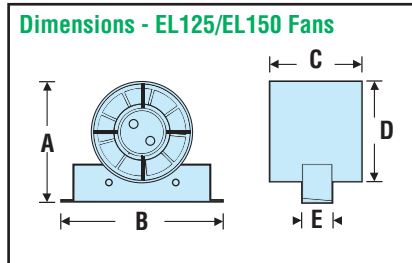
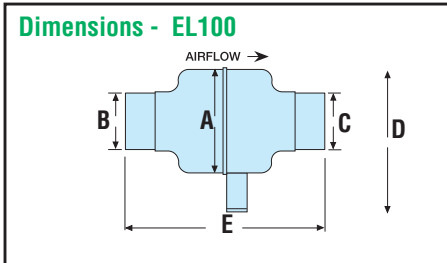
### GENERAL INFORMATION

Models	Diffuser Cut-Out	Interior	Exterior Grille	Duct Type	Length of Duct included
EL100	115mm	White Extract-a-lite incl light	White Eggcrate	Flexible PVC	3m supplied (should not be extended)
EL125	140mm	White Extract-a-lite incl light	White Eggcrate	Flexible PVC	4m supplied (should not be extended)
EL150	160mm	White Extract-a-lite incl light	White Eggcrate	Flexible PVC	5m supplied (can be extended up to 12m)

**Please note:** Diffuser cut out size is a nominal diameter for a circular cut-out

### DIMENSION INFORMATION

Models	A	B	C	D	E	F	G	H
EL100	130	98	98	210	270	140	74	98
EL125	150	155	99	118	27	170	74	118
EL150	187	153	109	150	27	200	74	148



### TECHNICAL SPECIFICATION

Models	EL100	EL125	EL150
Fan	CFD200	ID125	ID150
Power	220 - 240V	220 - 240V	220 - 240V
Fan Performance	31l/s, 110m <sup>3</sup> /hr	36l/s, 130m <sup>3</sup> /hr	87l/s, 313m <sup>3</sup> /hr
Fan Wattage	20W	20W	25W
Maximum Pressure	120Pa	35Pa	60Pa
Fan Speed	1400 rpm	2000 rpm	2400 rpm
Light	12V 50W Halogen	12V 50W Halogen	12V 50W Halogen
Total Wattage	95W	75W	75W
Sound Level	45 dB(A)	41 dB(A)	40 dB(A)
Max. Operating Temp	50°C	50°C	50°C
IP Rating	IPX4	IPX4	IPX2

